

This is a work in progress and I am still troubleshooting the process a bit (see bottom.) Your mileage may vary. But I want to share my initial success.

My machine and stuff:

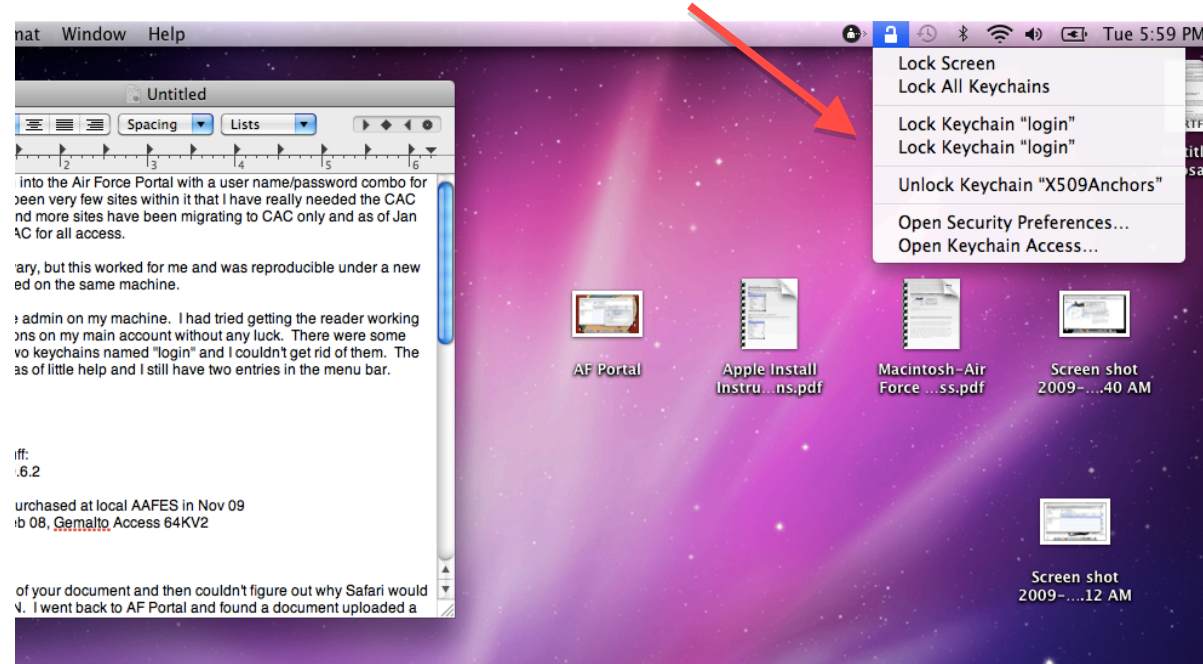
MacBook, OS X v10.6.2; Safari v4.0.4

SCR3310, ver 2.0 purchased at local AAFES in Oct/Nov 09; CAC card issued Feb 08, Gemalto Access 64KV2

I have been logging into the Air Force Portal with a user name/password combo for years. There have been very few sites within it that I have really needed the CAC card. Lately more and more sites have been migrating to CAC only and as of 15 Jan 2010 I will need the CAC for all access.

I always login as the admin on my machine. I had tried getting the reader working under your instructions on my main account without any luck. There were some goofs where I had two keychains named "login" and I couldn't get rid of one of them. The Genius Bar at

my local Apple store was a bit stumped, too. I still have two entries in the menu bar, but that's another story/problem.



After all that craziness I decided to try making a new user, sort of sandboxing my efforts at getting the CAC to play nice with my Mac. Here we go with an attempt to explain how I got it to work.....

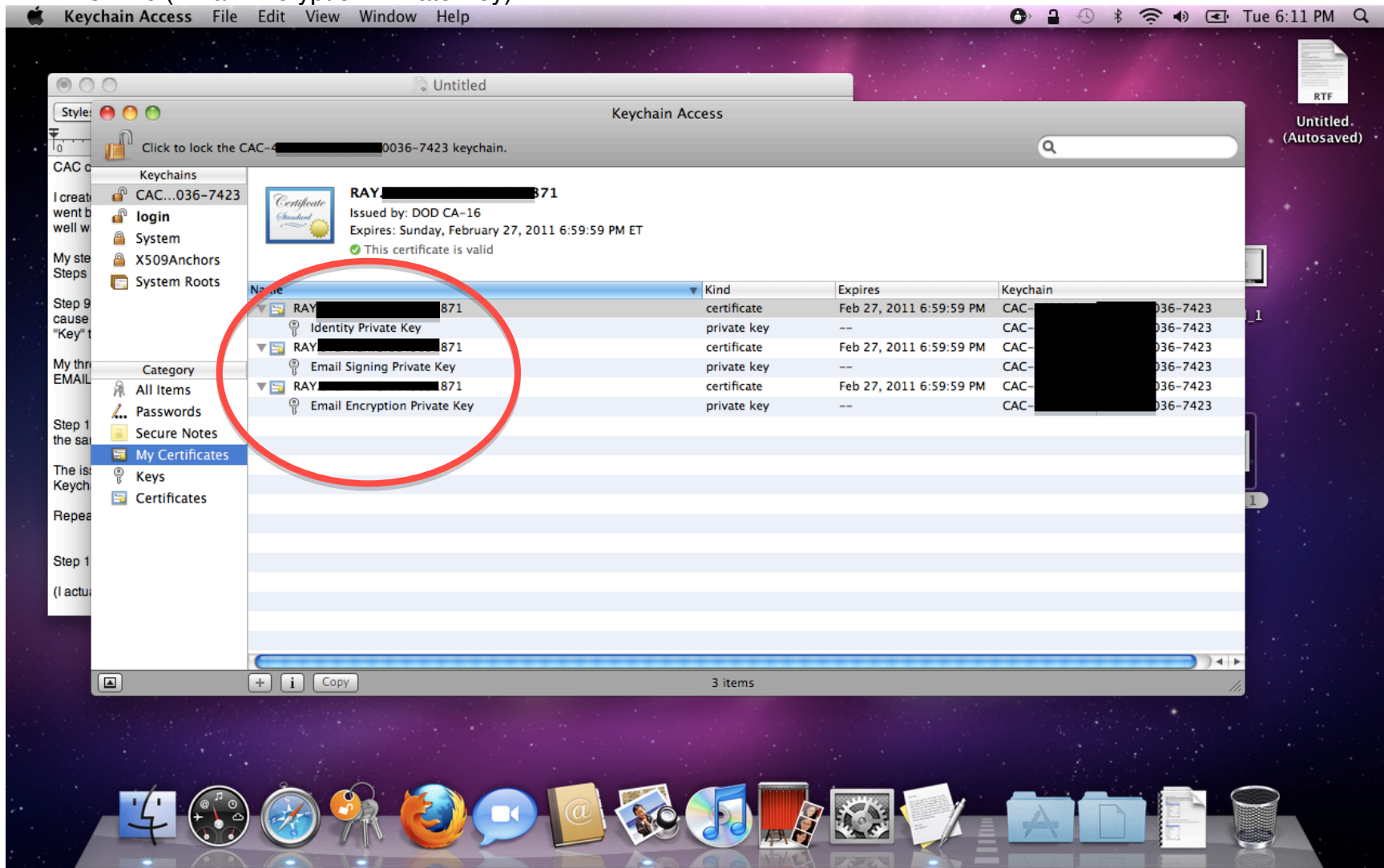
I created a new user and followed steps 1-8 of your document and then couldn't figure out why Safari would never ask for the PIN. I went back to AF Portal and found a document uploaded a few weeks ago titled "Macintosh-Air Force Portal Access." It was not very well written, but it clued me in that unlocking the CAC before trying to access the Portal may be the problem.

My step-by-step solution:

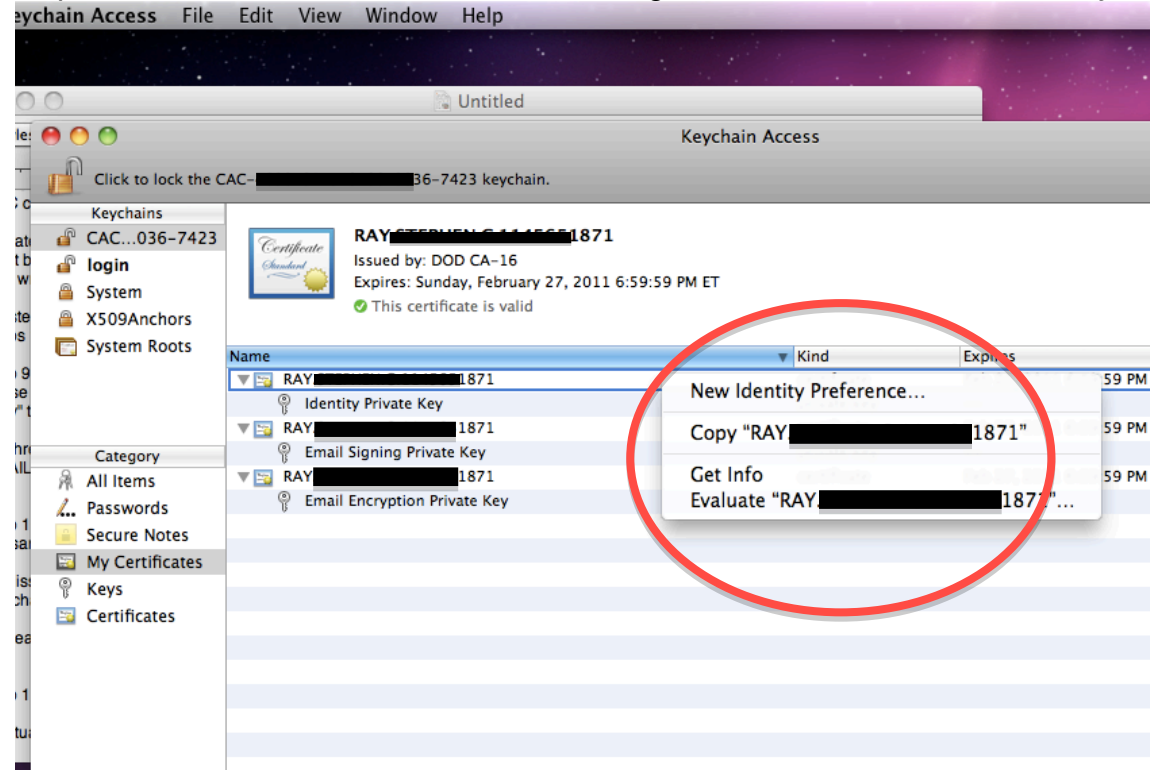
Steps 1-8. Follow #1-8 of your "Apple Install Instructions"

Step 9. My CAC card has three certificates. I suggest clicking once on the "My Certificates" entry in the Category area. This will cause the certificates to line up in the main window with small triangles next to them. You can then click each triangle and see the "Key" that belongs to the Certificate and who is the issuer in the upper window.

My three certificates showed: Issued by: DOD CA-16 (Identity Private Key); DOD EMAIL CA-16 (Email Signing Private Key); DOD EMAIL CA-16 (Email Encryption Private Key)

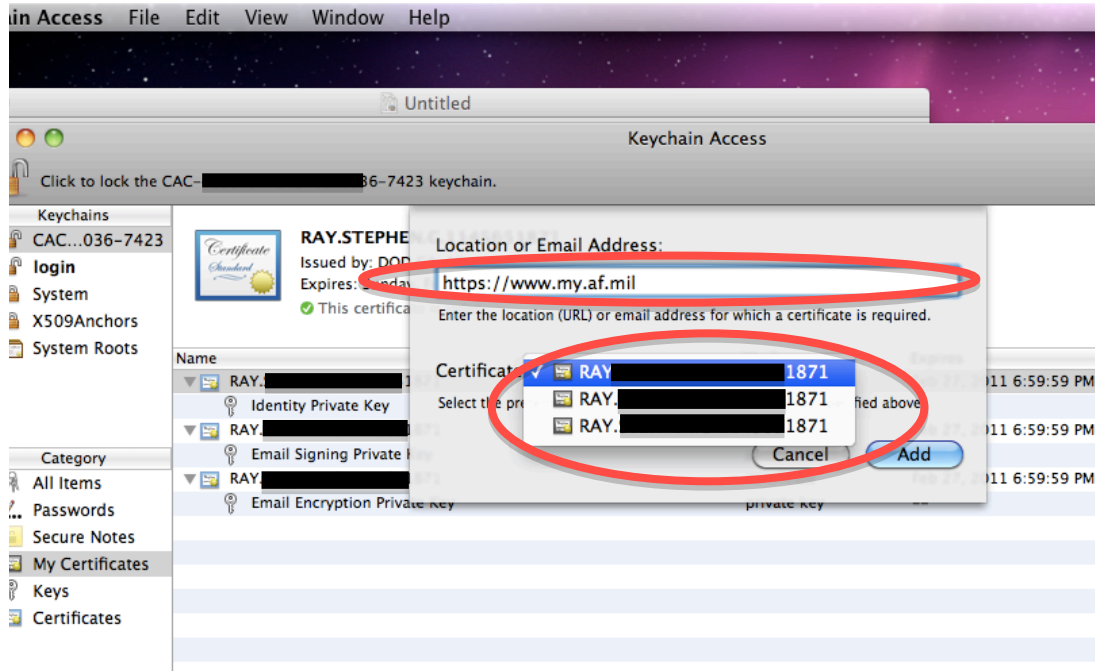


Step 10. Select the DOD CA-16 certificate, right click and select "New Identity Preference".



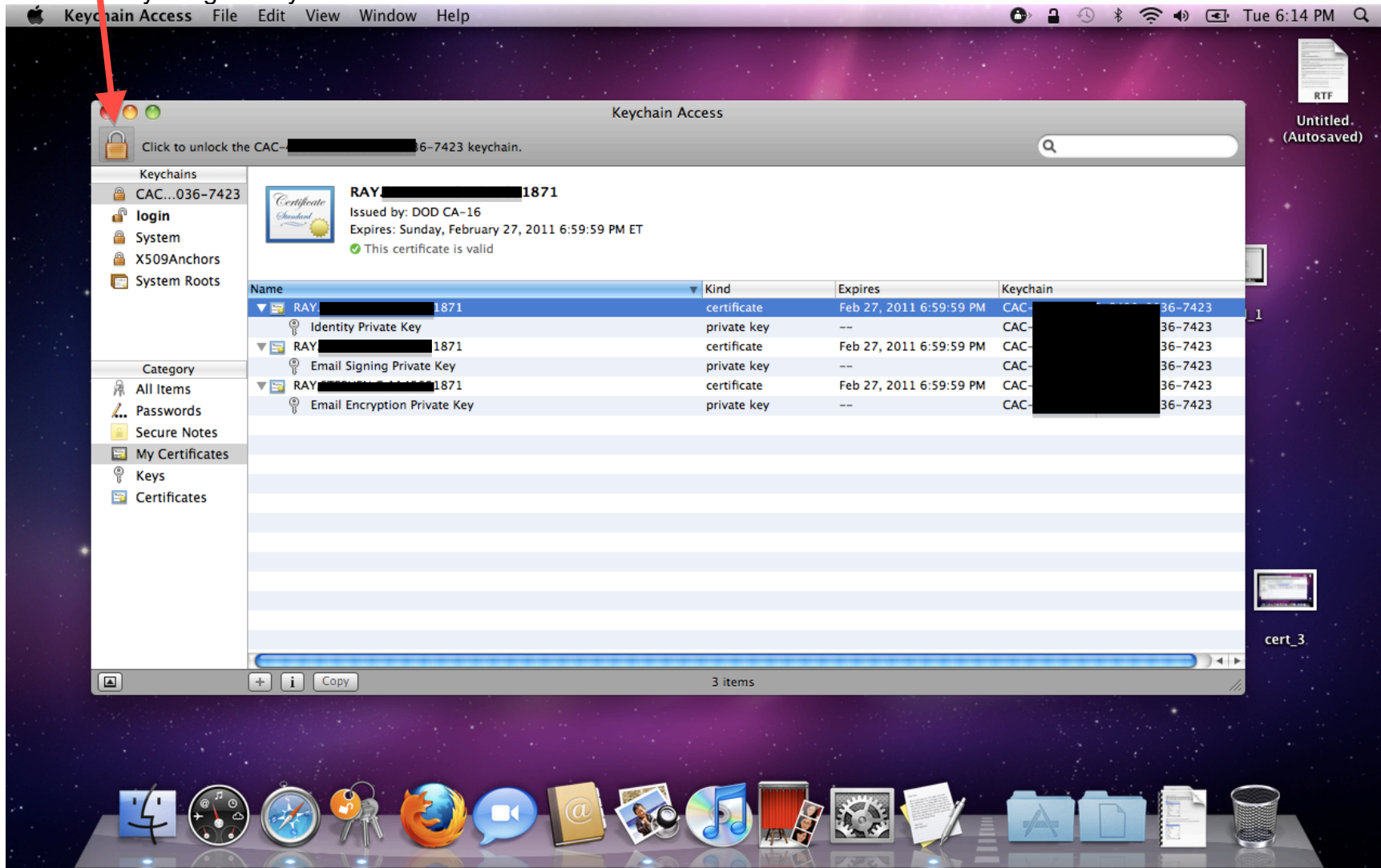
Enter "http://www.my.af.mil", and select the same certificate (DOD CA-16) from the drop down list and click "Add".

The issuer does not show up in the drop down list, but they are displayed in the same order in this list as they are in the main Keychain Access window.



Repeat this for the adding [https://www.my.af.mil/EAI\\_JUNCTION/eai/](https://www.my.af.mil/EAI_JUNCTION/eai/) and [https://www.my.af.mil/EAI\\_JUNCTION/eai/auth](https://www.my.af.mil/EAI_JUNCTION/eai/auth)

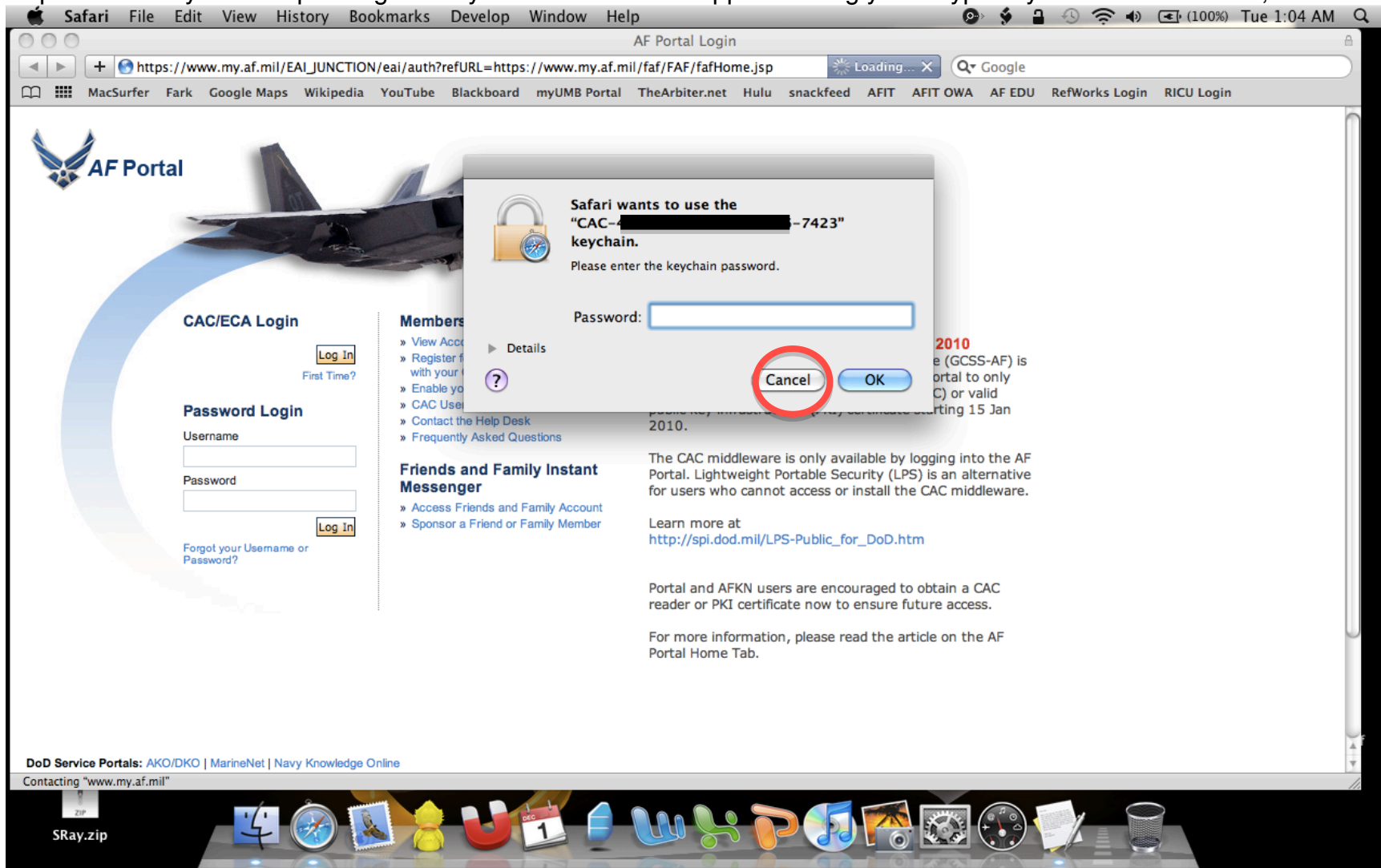
Step 11 Lock the CAC, quit Keychain Access, and remove the card from the reader. I think this is the important step? It just seemed to be the only thing I really did different.



(I actually logged the user out and then back in. I am not sure if this was necessary)

Step 12. Insert the card into the reader, launch Safari, and navigate to the AF Portal.

Step 13. When you attempt to login with your CAC a box will appear asking you to type in your PIN. Don't do it; hit cancel instead!



Step 14. Another box will appear asking you to select a certificate. Choose DOD CA-16

The screenshot shows a Safari browser window titled "AF Portal Login" at the URL [https://www.my.af.mil/EAI\\_JUNCTION/eai/auth?refURL=https://www.my.af.mil/faf/FAF/fafHome.jsp](https://www.my.af.mil/EAI_JUNCTION/eai/auth?refURL=https://www.my.af.mil/faf/FAF/fafHome.jsp). The page content includes the AF Portal logo, a "CAC/ECA Login" section with a "Log In" button, and a "Password Login" section with fields for "Username" and "Password" and another "Log In" button. A "Friends and Family Instant Messenger" section is also visible.

A security dialog box is overlaid on the page, displaying the message: "The website 'www.my.af.mil' did not accept the certificate 'RAY [REDACTED] 1871'." Below this message, it states: "This website requires a certificate to validate your identity. Select the certificate to use when you connect to this website, and then click Continue." The dialog box lists three certificates:

- RAY [REDACTED] 1871 (DOD CA-16) - This entry is circled in red.
- RAY [REDACTED] 1871 (DOD EMAIL CA-16)
- RAY [REDACTED] 1871 (DOD EMAIL CA-16)

At the bottom of the dialog box, there are buttons for "Show Certificate", "Cancel", and "Continue". The "Continue" button is also circled in red.

Below the dialog box, there is a section titled "AF Portal CAC/PKI Restriction - 15 Jan 2010" with the following text: "The Global Combat Support System-Air Force (GCSS-AF) is planning to restrict access to the Air Force Portal to only those users with a common access card (CAC) or valid public key infrastructure (PKI) certificate starting 15 Jan 2010." Below this, it says: "The CAC middleware is only available by logging into the AF Portal. Lightweight Portable Security (LPS) is an alternative for users who cannot access or install the CAC middleware." A link is provided: "Learn more at [http://spi.dod.mil/LPS-Public\\_for\\_DoD.htm](http://spi.dod.mil/LPS-Public_for_DoD.htm)".

At the bottom of the page, there is a section titled "Portal and AFKN users are encouraged to obtain a CAC reader or PKI certificate now to ensure future access." and another section: "For more information, please read the article on the AF Portal Home Tab."

The bottom of the image shows the Mac OS X dock with various application icons.

Step 15. The first box will reappear asking for your CAC PIN. Type it in this time

The screenshot shows a Safari browser window titled "AF Portal Login" with the URL [https://www.my.af.mil/EAI\\_JUNCTION/eai/auth?refURL=https://www.my.af.mil/faf/FAF/fafHome.js](https://www.my.af.mil/EAI_JUNCTION/eai/auth?refURL=https://www.my.af.mil/faf/FAF/fafHome.js). The page content includes the "AF Portal" logo, a "CAC/ECA Login" section with a "Log In" button, and a "Password Login" section with fields for "Username" and "Password" and another "Log In" button. A "Members" section lists links like "View Account", "Register for myAF", "Enable your CAC", "Contact the Help Desk", and "Frequently Asked Questions". A "Friends and Family Instant Messenger" section includes links for "Access Friends and Family Account" and "Sponsor a Friend or Family Member". A "2010" section mentions "GCSS-AF" and "PKI certificate starting 15 Jan 2010". A "Learn more at" link points to [http://spi.dod.mil/LPS-Public\\_for\\_DoD.htm](http://spi.dod.mil/LPS-Public_for_DoD.htm). A footer note says "Contacting 'www.my.af.mil'".

Overlaid on the page is a system dialog box titled "Safari wants to use the 'CAC-7423' keychain." with the instruction "Please enter the keychain password." The dialog features a "Password:" label, a text input field (highlighted with a red oval), and "Cancel" and "OK" buttons (with the "OK" button also highlighted by a red oval).



Step 16. Ta da! You are now logged into AF Portal with a CAC on your Mac.

**AF Portal - Home**

Home Workspace Air Force Bases-Orgs-Functional Areas Life & Career Library

**Downtimes/Outages**

**Notices**

- AFKN Unavailable, 3 Dec/2000-4 Dec/0200 EST
- Tricare Online (TOL) Unavailable, 4 Dec/2000 EST - 6 Dec
- AFVEC Unavailable, 5-7 Dec
- AFPC Weekly Scheduled Maintenance, 28 Nov-2 Dec
- Portal Password Reset Issues
- Access Help - LeaveWeb, IT E-Learning, AF WEB HA, AROWS

**Year of the Air Force Family**

Visit the YOAFF Website

**Senior Leaders** Cyber Security Features AF Info Time/Weather/News

**SECAF-CSAF Holiday Safety Message [pdf]**

As the Air Force observes the Year of the Air Force Family, we ask you to consider how the results of your personal risk-related decisions and actions might affect your family and friends. What better gift can you give them than to arrive home safely for the holidays?

Posted 24 Nov 09

**NEW** - AF Portal User Changes - Toolbar, Search, Profile, Workspace, AFCOP - 4 Dec  
**NEW** - Transition of AF Crossroads Website; termination of GI Mail - 30 Nov

- AF Portal CAC/PKI Restriction-15 Jan 2010
- Lightweight Portable Security - An Alternate Way to Access CAC-Restricted Sites
- CAC Middleware Download

**SECAF-CSAF Holiday Safety Message**

- SECAF-CSAF Veterans Day Message
- SECAF Speech to the Defense Language Institute (DLI)
- CSAF Speech - "The Balkans Air Campaigns and Their Influence Since 2004"
- CSAF Speech - "International Relationships: Toward a Twenty-First Century Security"
- Private Motor Vehicle Safety
- SECAF Speech - 50th Anniversary of the ICBM
- CSAF Speech - "The Future of Unmanned Systems" - UAS "Beta Test"
- SECAF and CSAF Air Force Association Convention Speeches
- SECAF Remarks to AFSA - "The Year of the Air Force Family"

**Alerts**

- Urgent
- Notices (0)
- My Inbox (0)

**Air Force Indexes**

- MAJCOM A-Z
- Bases A-Z
- Organizations A-Z
- Functional Areas A-Z
- Applications A-Z
- Topics A-Z

**Netcentric Enterprise Services (NCES)**

DoD Collaboration Tools  
NCES Services

**DCO**  
DEFENSE CONNECT ONLINE

Here's a different look



I have been able to get into the following sites with no problem (AF Medical Service Kx, vMPF, Assignment Management System)

The screenshot shows a Safari browser window displaying the Assignment Management System (AMS) website. The browser's address bar shows the URL <https://www.my.af.mil/afpc2afas/AMSNET/default.aspx>. The page title is "Assignment Management System (AMS)". A yellow banner at the top of the page reads: "\*\*\* FOR OFFICIAL USE ONLY. SUBJECT TO THE PRIVACY ACT OF 1974 AS AMENDED. \*\*\*".

The main content area is a dark blue sidebar with the following navigation links: "Officer", "Assignments Expand Officer", "Assignments Enlisted", "Assignments Expand Enlisted", "Assignments Personnel", "Information Expand Personnel", and "Information".

Below the navigation links, a yellow banner states: "Enlisted SURF Data is current as of 23 Nov 2009 | Officer SURF Data is current as of 23 Nov 2009 | Date Last Reviewed: 01 Oct 2009".

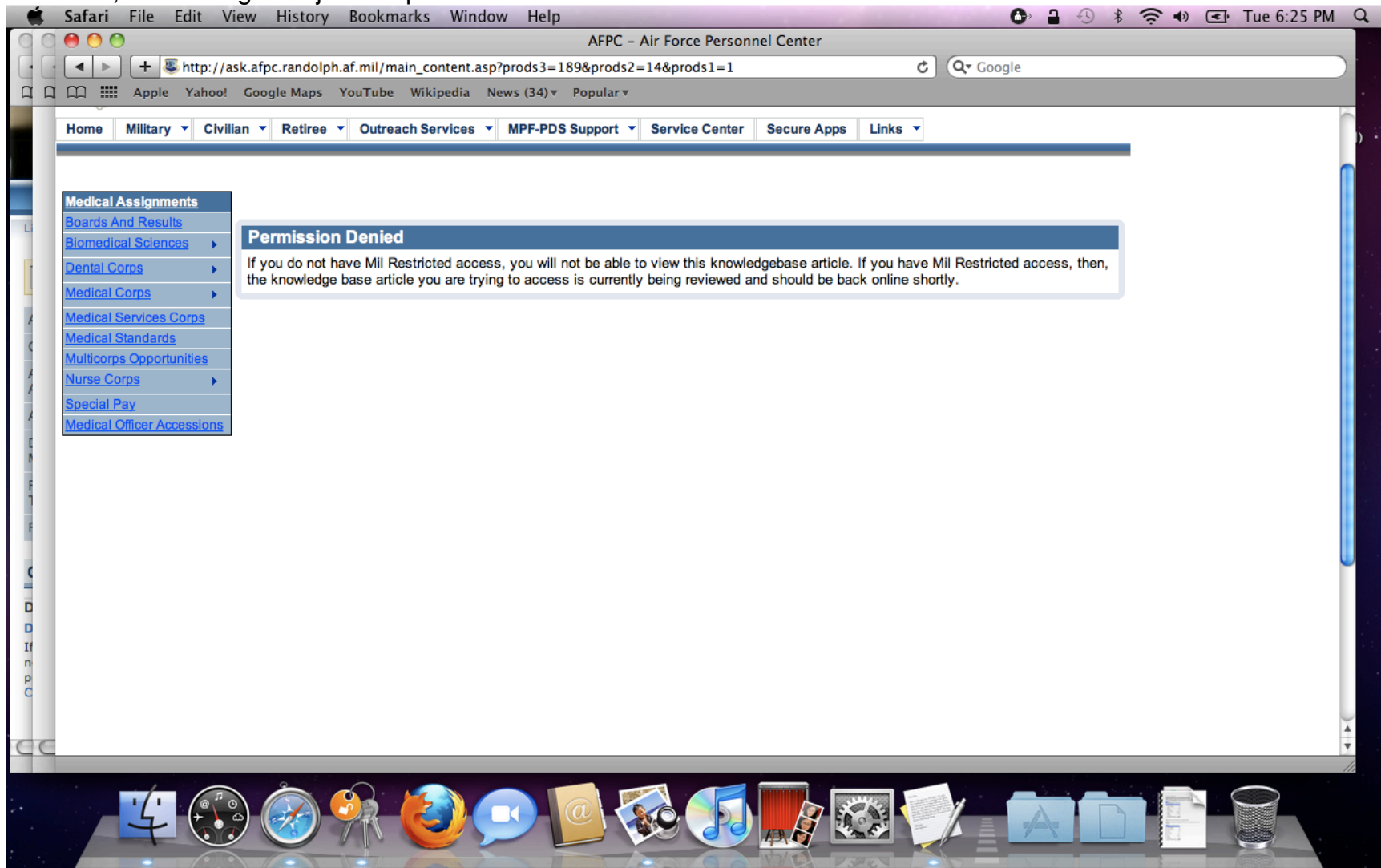
On the left side of the main content area, there is a circular logo for the "DIRECTORATE OF ASSIGNMENTS" with the motto "RIGHT PERSON. RIGHT PLACE. RIGHT TIME". Below the logo, the text reads: "Summer 2010 VML Key dates: Last Day of Reclama 23 Nov 09, Submit Reqs- 30 Nov 09, PRD Visib. 4 Dec 09 - 15 Jan 10, VML End 15 Jan 10". Below this, it says "Welcome, Cpt-RAY" and "Current Email on file:". At the bottom of this section, it states "You used your CAC to login.".

On the right side of the main content area, there is a section titled "Other Links" with the following links: "Home", "ACP", "AFAS Commander's Guide", "AFAS Guide", "Help", "CAC FAQs", "Request Technical Support", "Frequently Asked Questions", "AFPC Homepage", and "Log Off".

At the bottom of the page, a red arrow points to a warning message: "ATTENTION: Using this system constitutes consent to monitoring. See our [Privacy and Security Notice](#) for details. For Technical Support: [Click Here](#)".

The browser's taskbar at the bottom shows various application icons, including Safari, Mail, iCal, iPhoto, iMovie, iTunes, and others.

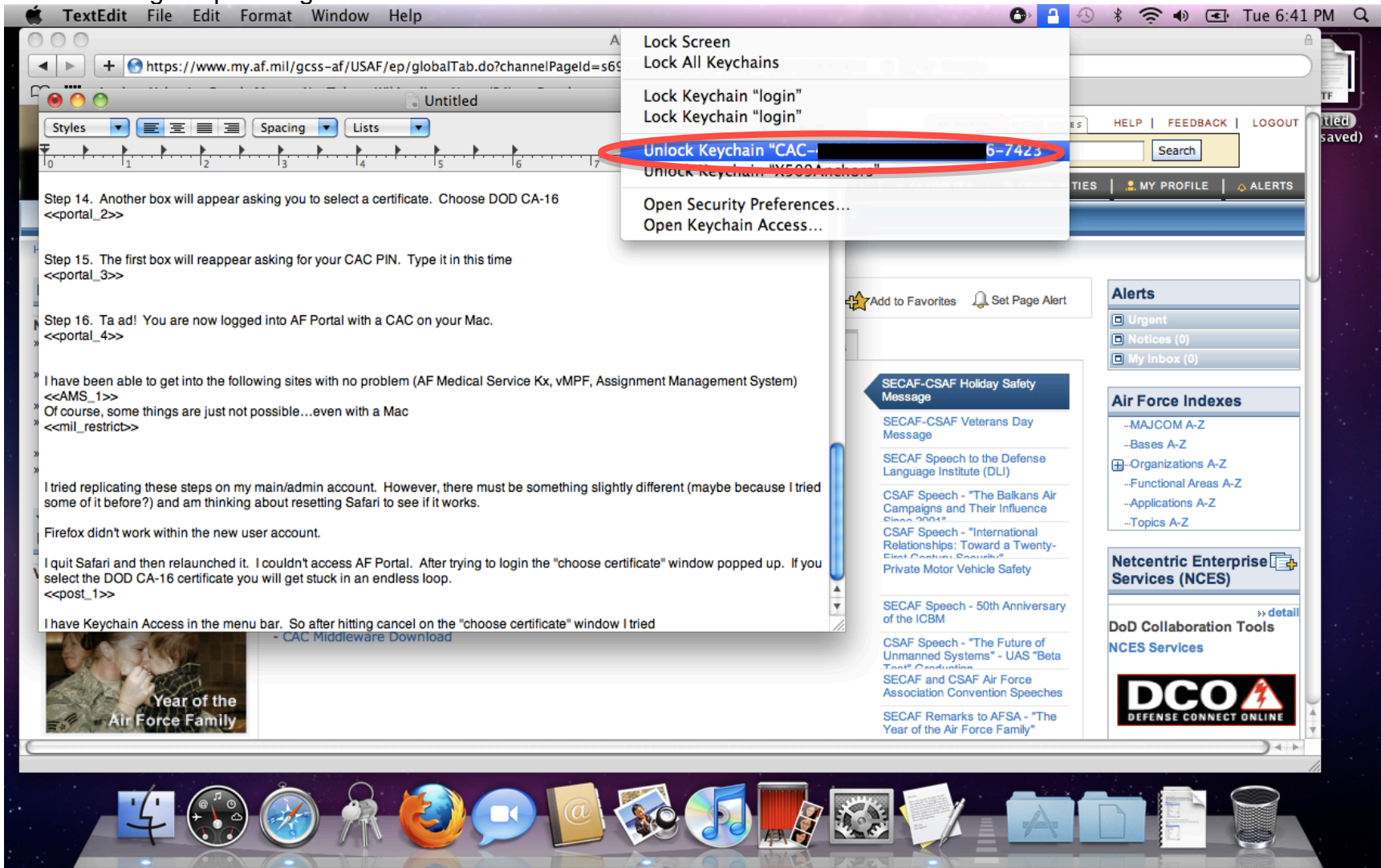
Of course, some things are just not possible...even with a Mac



Post-test 1. I quit Safari and then relaunched it. I couldn't access AF Portal. After trying to login the "choose certificate" window popped up. If you select the DOD CA-16 certificate you will get stuck in an endless loop.



I have Keychain Access in the menu bar. So after hitting cancel on the "choose certificate" window I tried unlocking the CAC keychain and accessing the portal again.



It worked (of course, I had to go through the steps of not entering my PIN, selecting the certificate, then entering my PIN.)

Post-test 2. I tried replicating these steps on my main/admin account. However, there must be something slightly different (maybe because I tried some of it before?) and am thinking about resetting Safari to see if it works.

Post-test 3. Firefox didn't work within the new user account.